

MISTRAL / MISTRAL SYSTEM: 24/7 under control.

Sometimes there is no space for a separate blower. There are many reasons for integrating blowers and air heaters in a compact device – a hot air blower. With its brushless motor the MISTRAL / MISTRAL SYSTEM is intended for long-term, continuous use in heavy industrial environments. The demand for controllable and adjustable industrial hot air systems is constantly growing. With the MISTRAL SYSTEM the heating performance can precisely be controlled via the normal industry standard control signals.

Hot air blower

MISTRAL / MISTRAL SYSTEM



Control with 4-pin plug (MISTRAL SYSTEM)



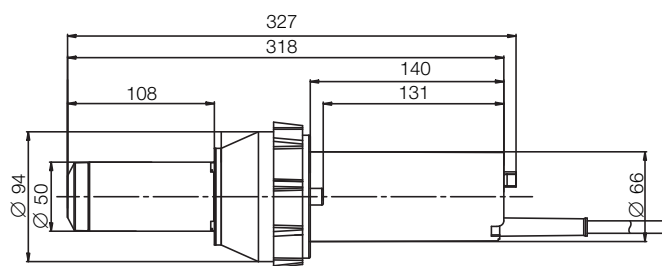
Technical data MISTRAL / MISTRAL SYSTEM

Maintenance free, brushless motor for continuous operation		•
Mains plug		•
Interface cable (MISTRAL SYSTEM)		•
Air filter		•
Manual air flow control		•
Built-in protection for equipment and heating element		•
Max. Air output temperature	°C	650
Max. air volume (20 °C)	l/min	350
Static pressure	kPa	2.48
Noise emission level	dB(A)	65
Weight with 3 m cable	kg	1.5
Conformity mark		CE
Safety standard		Ⓢ
Certification scheme		CCA
Protection class II		□


Order no.:

117.843	MISTRAL 120 V / 2700 W without plug, max. 450 °C
117.840	MISTRAL 230 V / 2300 W with Euro plug, max. 450 °C
117.839	MISTRAL 230 V / 3400 W with Euro plug, max. 650 °C
140.254	MISTRAL SYSTEM 230 V / 2300 W with Euro plug, max. 450 °C
140.253	MISTRAL SYSTEM 230 V / 3400 W with Euro plug, max. 650 °C
140.255	MISTRAL SYSTEM 120 V / 2700 W without plug, max. 450 °C

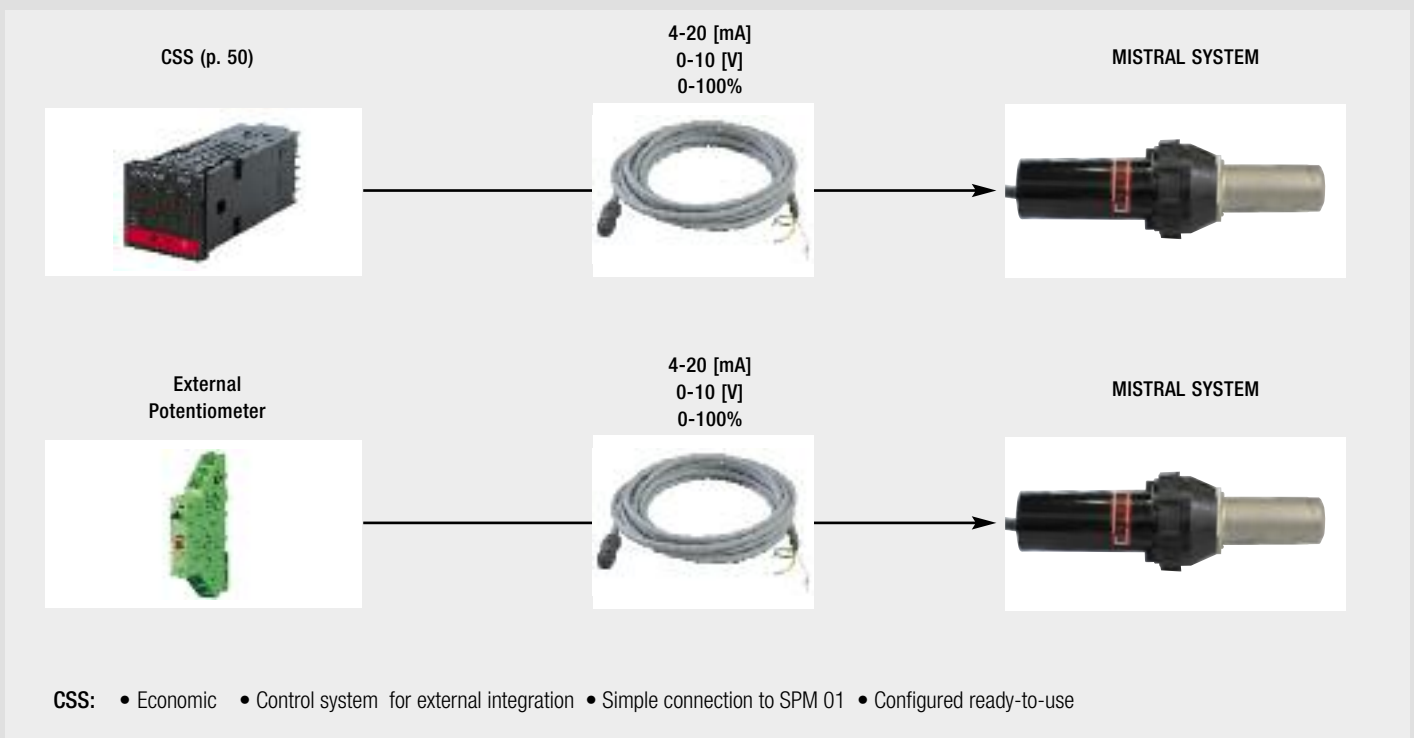
Installation dimensions in mm



Closed loop controlled MISTRAL SYSTEM







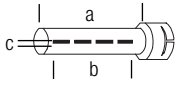



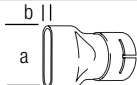
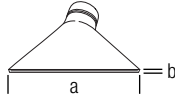
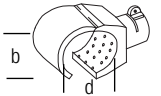
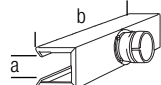
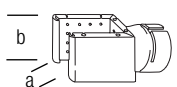
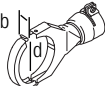
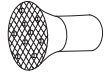




Open loop controlled MISTRAL SYSTEM



→ Accessories page 16

Accessories MISTRAL / MISTRAL SYSTEM (Ø 50 mm)

107.254		Flange connector, push-fit a = 70 mm	124.503		External air hose connection adaptor a = 64 mm, b = 38 mm
122.332 122.924		Nozzle adapter a Ø 50 mm to b Ø 62 mm a Ø 50 mm to b Ø 37 mm	106.956		Temperature probe with plug 1 m cable
107.255		Extension nozzle, push-fit (a × b) 160 × 36.5 mm	106.958 106.960 106.962		Temperature probe extension cable with plug 2 m 4 m 10 m
105.950 107.257 105.955 105.952 105.956		Tubular nozzle, push-fit (a × b × c) 460 × 300 × 2 mm 590 × 420 × 1.47 mm 836 × 660 × 1 mm 900 × 800 × 0.9 mm 1000 × 820 × 0.9 mm	123.039		CSS – Temperature controller (MISTRAL SYSTEM)
107.256		Angled nozzle, push-fit (a × b) Ø 50 mm shank length 160 × 100 mm	140.252		Interface cable ICI 01A 3 m (MISTRAL SYSTEM)
105.961 107.258		Wide slot nozzle, push-fit (a × b) 45 × 12 mm, length 350 mm 70 × 10 mm			
106.057 106.060 107.270 106.061		Wide slot nozzle, push-fit (a × b) 100 × 4 mm 150 × 6 mm 150 × 12 mm 300 × 6 mm			
107.331		Hinged reflector, push-fit (d × b) 70 × 70 mm			
107.340		Shell reflector, push-fit (a × b) 45 × 250 mm			
107.327 107.333		Sieve reflector, push-fit (a × b) 70 × 75 mm 130 × 150 mm			
107.330		Hinged reflector, push-fit (d × b) 125 × 22 mm			
106.127		Sieve reflector, push-fit Ø 65 mm			
133.516		Thermocouple holder			
133.067		Tool holder			